



2024

DESIGN INSPIRATION

FEATURING THE NATIONAL PARKS & ODI COLORS

DESIGN COLLECTIONS

OUR INSPIRATION

NATIONAL PARKS SERVE AS BOUNDLESS RESERVOIRS OF INSPIRATION FOR TRENDS WITHIN THE HOME. FROM THE VIBRANT HUES FOUND IN YOSEMITE TO THE EARTHY TONES OF JOSHUA TREE'S DESERT TERRAIN, EACH PARK HIGHLIGHTED OFFERS A UNIQUE SPECTRUM OF COLORS WAITING TO BE TRANSLATED INTO LIVING SPACES. WE HAVE CURATED NINE DESIGN INSPIRATIONS TO HELP BRIDGE THE GAP BETWEEN NATURE AND INTERIOR DESIGN.



CONTENTS


4	GLACIER BAY
6	YELLOWSTONE
8	YOSEMITE
10	REDWOOD
12	OLYMPIC
14	EVERGLADES
16	PETRIFIED FOREST
18	JOSHUA TREE
20	BLACK CANYON OF GUNNISON
22	ZION




GLACIER BAY

LOCATED NEAR JUNEAU, GLACIER BAY NATIONAL PARK IS ABOUT 3.3 MILLION ACRES OF WILD, RESILIENT, AND SACRED ALASKAN LAND. THIS COLLECTION IS INSPIRED BY THE VARIOUS COVES, SNOW-CAPPED MOUNTAINS, AND BLUE ICE.

ARCTIC BLENDS SEAMLESSLY WITH GALAXY, EVOKING A SENSE OF SERENE ELEGANCE WITHIN YOUR HOME. COMPLEMENT IT WITH A MARBLE COUNTERTOP AND ACCENTUATE WITH NORDIC KNOBS IN MATTE NICKEL FOR A POLISHED FINISH.




BASE - ARCTIC





MIXOLOGY - GALAXY



HARDWARE - NORDIC KNOB
IN MATTE NICKEL



COUNTERTOP - MARBLE



YELLOWSTONE

YELLOWSTONE IS KNOWN FOR IT'S VAST HYDROTHERMAL AND GEOLOGICAL LANDSCAPE. SUBTLE GREENS AND EARTH TONES CAN BE FOUND AMONG THE GEYSERS, WHILE VARIOUS MUTED WOODEN TEXTURES ARE REMINISCENT OF THE WOODSY AREAS.

DAKOTA'S GENTLE WOOD TONES, PAIRED WITH LAGOON, INFUSE YOUR HOME WITH A LUMINOUS AMBIANCE. COMPLETE THE LOOK WITH DEW AND ELEVATE IT FURTHER WITH MOD KNOBS IN MATTE GOLD, CREATING A CAPTIVATING FOCAL POINT.




BASE - DAKOTA



MIXOLOGY - LAGOON



HARDWARE- MOD KNOB
IN MATTE GOLD



MIXOLOGY - DEW



YOSEMITE

KNOWN FOR BEING A SCIENTIFIC LABORATORY OF HYDROLOGY, GEOLOGY AND GLACIOLOGY, YOSEMITE NATIONAL PARK IS HOME TO HUNDREDS OF WILDLIFE AND PLANT LIFE SPECIES ALL LIVING AMONGST THIS BEAUTIFULLY DIVERSE LANDSCAPE IN CALIFORNIA.

DRIFT AND SPRUCE TOGETHER BRING A SENSE OF TRANQUILITY IN YOUR LIVING SPACE. ENHANCE IT FURTHER BY COMBINING WITH A WHITE BUFFALO LEATHER COUNTERTOP, ELEGANTLY FINISHED WITH A MATTE NICKEL SOFT SQUARE KNOB FOR A REFINED TOUCH.



BASE - DRIFT




MIXOLOGY - SPRUCE



**HARDWARE - SOFT SQUARE KNOB
IN MATTE NICKEL**




LEATHER COUNTERTOP - BRIGHT WHITE BUFFALO



REDWOOD

OUR REDWOOD COLLECTION INVOKES THE VARIOUS WOOD TONES THAT GIVE THE REDWOOD NATIONAL PARK CHARACTER. THESE SHADES OF WOOD CAN BE FOUND ALONG THE RUGGED COASTLINE OF CALIFORNIA AND ALL OF THE WOODLANDS.

TAHOE AND FAWN CREATE A DISTINCTIVE COMBINATION, COMPLEMENTED BY ANTIQUE WHITE FOR A MODERN, PRISTINE OUTDOOR AESTHETIC IN YOUR HOME. COMPLETE THE ENSEMBLE WITH ELEGANT HANDLES IN MATTE GOLD TO ADD THE PERFECT FINISHING TOUCH.



BASE - TAHOE



MIXOLOGY - FAWN



HARDWARE - ELEGANT HANDLE
IN MATTE GOLD




BASE - ANTIQUE WHITE



OLYMPIC

THIS INSPIRATION IS MOTIVATED BY THE COOL TONES PRESENT WITHIN THE TEMPERATE RAIN FORESTS AND DEWY COASTLINES OF OLYMPIC NATIONAL PARK. A BEAUTIFUL MIX OF COASTLINE AND FOREST, OLYMPIC OFFERS A VAST COLLECTION OF INSPIRATION.

CLOUD PAIRED WITH GLACIER BRINGS A DREAMY NATURE TO YOUR HOME. ELEVATE THE SPACE FURTHER WITH THE MARBLE COUNTERTOP WHICH PARTNERS PERFECTLY WITH OUR WATERFALL KNOB IN CHROME FOR THAT EXTRA NOD TO OLYMPIC.




BASE - CLOUD



MIXOLOGY - GLACIER



**HARDWARE - WATERFALL KNOB
IN CHROME**



COUNTERTOP - MARBLE



EVERGLADES

A SUBTROPICAL WETLAND ECOSYSTEM SPANNING TWO MILLION ACRES ACROSS CENTRAL AND SOUTH FLORIDA, THE EVERGLADES IS INTERNATIONALLY KNOWN FOR ITS EXTRAORDINARY WILDLIFE AND UNIQUE LANDSCAPE.

WHITE SEAMLESSLY COMPLEMENTS SPRUCE, DRAWING INSPIRATION FROM THE ENIGMATIC CHARM OF THE EVERGLADES. INTRODUCE A CROCODILE LEATHER COUNTERTOP TO HARMONIZE THE SLEEK MOD HANDLE IN BRUSHED CHROME.




BASE - WHITE



MIXOLOGY - SPRUCE



HARDWARE - MOD HANDLE
IN BRUSHED CHROME



LEATHER COUNTERTOP - PALOMA GREY CROCODILE



PETRIFIED FOREST

THE PAINTED DESERT BADLANDS OFFER A WIDE RANGE OF EARTHY SHADES AND WOODEN TONES WHICH WERE CREATED BY ALTERED VOLCANIC ASH. MANY OF ITS FEATURES ARE RESULTS OF EROSION, PRODUCING VARIOUS MESAS, AND TRULY UNIQUE FORMATIONS.

THE SUBTLE TONES OF DRIFT AND VINTAGE COME TOGETHER IN PERFECT HARMONY, ACCENTED BY THE RICH WARMTH OF LATTE FOR A TOUCH OF BOLDNESS. ELEVATE THE DESIGN WITH THE NORDIC LEATHER HANDLE, TO HIGHLIGHT THE NATURAL ALLURE OF THE PETRIFIED FOREST.



BASE - DRIFT



BASE - VINTAGE



HARDWARE - NORDIC LEATHER HANDLE
IN MATTE NICKEL AND WINTER LEATHER



MIXOLOGY - LATTE



JOSHUA TREE

SURROUNDED BY STRIKING ROCK FORMATIONS, SHAPED BY EONS OF WIND AND WATER EROSION. THE OTHERWORLDLY JOSHUA TREES STAND AGAINST A RUGGED DESERT TERRAIN KNOWN FOR IT'S VAST AND DISTINCTIVE ECOSYSTEM.



ASH EFFORTLESSLY COMPLEMENTS THE SERENE TONES OF VINTAGE AND WHEN PAIRED WITH THE COCO SHAGREEN LEATHER COUNTERTOP YOU CAN'T GO WRONG. COMPLETE THE DESIGN WITH A MOD KNOB IN MATTE NICKEL FOR A CONTEMPORARY TOUCH.




BASE - ASH



BASE - VINTAGE



HARDWARE - MOD KNOB
IN MATTE NICKEL



LEATHER COUNTERTOP - COCO SHAGREEN




BLACK CANYON OF THE GUNNISON

TRULY A MARVEL OF NATURE, THE VERTICAL WALLS OF THIS CANYON HAVE BEEN CARVED BY THE POWERFUL GUNNISON RIVER OVER THOUSANDS OF YEARS. THE CONTRAST BETWEEN THE DARK, JAGGED ROCKS AND THE VIBRANT GREENERY FOUND AT THE CANYON RIM CREATE AN UNFORGETTABLE LANDSCAPE.

BLACK AND MERCURY ARE A DARK, ELEGANT PAIR THAT WILL BRING OUT THE LUXURIOUS DETAILS OF YOUR HOME. ENHANCED WITH A MARBLE COUNTERTOP THIS DESIGN IS THE PERFECT COMPLEMENT FOR THE MOD HANDLE IN BLACK.




BASE - BLACK



MIXOLOGY - GALAXY



HARDWARE - MOD HANDLE
IN BLACK



COUNTERTOP - MARBLE



ZION

NESTLED IN THE SOUTHWEST REGION OF UTAH, ZION NATIONAL PARK IS CELEBRATED FOR HAVING VIBRANT SANDSTONE FORMATIONS, LABYRINTHINE CANYONS, AND A RUGGED TOPOGRAPHY. LONG VISITED BY SEASONED ADVENTURE SEEKERS, ZION IS A WEALTH OF BREATHTAKING INSPIRATION.

WHITE SERVES AS THE IDEAL BACKDROP FOR CRAFTING A STRIKING STATEMENT. SAPPHIRE AND PEARL CREATE A HARMONIOUS CONTRAST. THE DESIGN IS ENHANCED BY A SLEEK CHROME SWOOP HANDLE, TO CREATE A CAPTIVATING BALANCE.



BASE - WHITE



MIXOLOGY - SAPPHIRE



MIXOLOGY - PEARL



HARDWARE - SWOOP HANDLE
IN CHROME





ODI

ORGANIZERS DIRECT INDUSTRIES



ORGANIZERSDIRECT.COM